


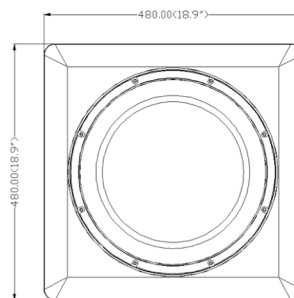
KRYM S15

15", 1000W Active Subwoofer
with Parametric EQ and phase
control



FEATURES

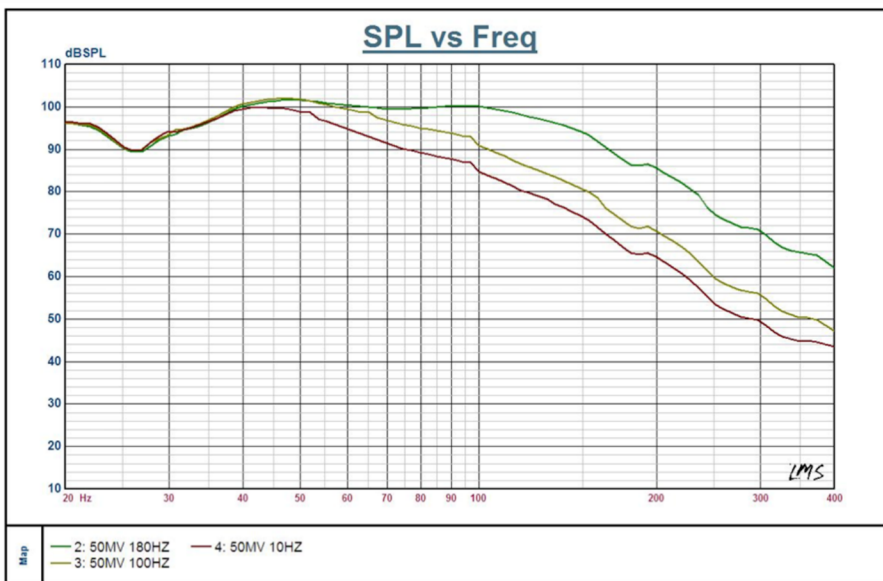
- Sealed subwoofer box design that improves accuracy and transient speed
- 1000W class D amplifier
- Excellent frequency response from 10Hz - 180Hz
- 3 PEQ controls
- Variable Phase control
- Cross over setting knob along with volume control
- Both XLR in/out & RCA in/out for easy connections and looping



KRYM S15 SPECIFICATIONS

Design	Sealed box
Frequency response	10 Hz - 180 Hz
Transducers	15" Woofer
Sensitivity	90 dB (± 3)
Max SPL	121 dB
Impedance	4 Ω
Amplifier power	1000 W / 2000 W
Connectors	XLR in/out , RCA in/out
Dimensions	480 (H) X 480 (W) X 531 (D) mm
Net weight	57 Kg

FREQUENCY RESPONSE



APPLICATIONS

Home Theatres / LFE

*Specifications subject to change without notice. 01/2023

Head Office

Alpha Acoustics
 Vinecká 1,
 293 01 Mladá Boleslav
 Czech Republic
 info@alphacoustics.com

EMEA Office

Alpha Acoustics DWC-LLC
 BUILDING A3, Office No. DLC-BC-A3-3-OSSD6-04
 Dubai South Business Center,
 Dubai Logistics City
 Dubai, United Arab Emirates